


# SL 2700



**The greatest lift-and-slide systems, an awe-inspiring  
feat for contemporary architecture!**

**CE**

EN 14351-1:2006+A2:2016

 **window tech**



The SL2700 is highly durable and is designed to provide more opportunities and more options to the modern professional, therefore upgraded in one of the most efficient systems in its category!

Thanks to the slim frame lines, the attractive and effective lines, the excellent thermal insulation values and high-quality components, an extraordinary atmosphere is created.

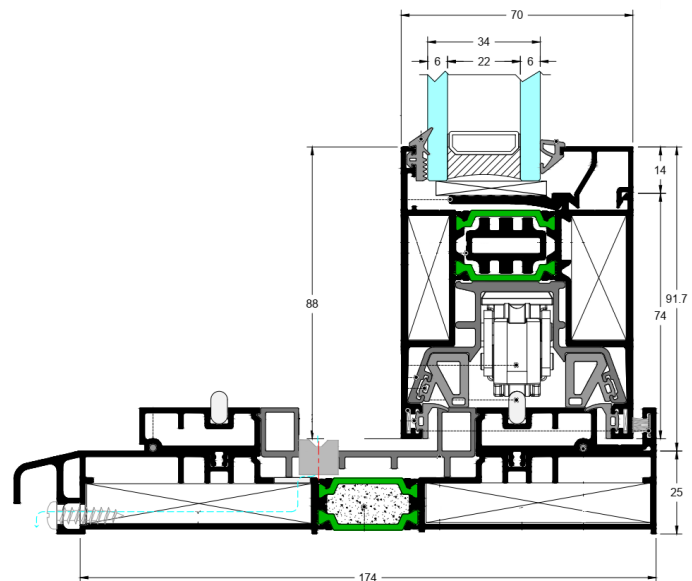
The architectural aesthetics are depicted on the narrow interlocking face width which permits greater visibility and flow of light, while the ground level threshold offers high comfort and ease of access.

From new construction to remodelling projects, the demand for multi configurations and large units with maximum light penetration is what the SL2700 has been engineered for:

- ❖ sash units of up to 3 x 3 meters
- ❖ minimal frame with narrow interlock
- ❖ high quality fitting components for open and close
- ❖ highly secure multipoint lock with anti-lifter

Ideal for heavy-duty constructions up to 400 Kg per sash cooperating with the Lift & Slide mechanism which offers:

- ❖ Outstandingly smooth and quiet movement of the sliding sashes
- ❖ Effortless instead of easy operation even of large and heavy sashes



Applying the most accurate performance testing for air, water, wind, sound insulation, structural and forced entry, this next generation system can meet the most extreme performance requirements making it suitable for any location.

- ❖ high rating in thermal insulation index,  $U_f$  from 1.7 W/m<sup>2</sup>K
- ❖ with an overall sash depth of 70 mm, exceptional protection from exterior elements
- ❖ benefit from high wind load and air-and-water infiltration performance

Make a design statement  
with ALUMINCO handles.

An aluminium  
system is great in  
the details



## HANDLES

The system comes with exquisitely designed branded handles, ensuring unparalleled quality and flawless performance. These handles, meticulously crafted from aluminium, offer a wide range of standard colours to choose from, allowing you to customise your system to perfection.


## FLOOR TRACK SOLUTIONS

The SL2700 offers a complete range of tracks to fulfil different requirements in advance of the design, the level of comfort and the performance.



### 1. HIDDEN TRACK

Totally concealed into the floor and covered with the floor finish, offers the most 'visual impact' solution with outstanding user comfort.



### 2. LOW BOTTOM TRACK or FLAT TRACK

Accessibility for all users is ensured. Suitable for almost all areas commercial or residential premises.

### 3. HIGH PERFORMANCE TRACK

The high-performance track is the most weather resistant solution and And the most popular one.

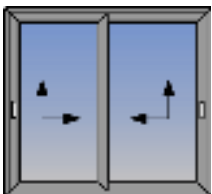


## Technical Characteristics

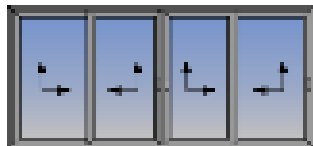
## Performance

FRAME WIDTH:	136 mm	RESISTANCE TO WIND LOAD (UNI EN 12210)	Clase C5/B5
SASH WIDTH:	86/96.5 mm	WATER TIGHTNESS (UNI EN 12208)	Classe E1200
FRAME HEIGHT:	45 mm	AIR PERMEABILITY (UNI EN 12207)	Classe 4
INTYERLOCKING PROFILE: COLUMN	49/96 mm	THERMAL TRASMITTANCE $U_f$ W/(m <sup>2</sup> K)	from 2.3
SASH WEIGHT:	up to 300 Kg	THERMAL TRASMITTANCE $U_w$ (UNI EN ISO 10077-1)	1.84
GLAZING TYPE:	Double/Triple	BURGLAR RESISTANCE:	RC2
GLAZING THICKNESS:	22-45 mm		
THERMAL INSULATION:	Polyamides 24 & 16 Insulation foam		


## TYOLOGIES



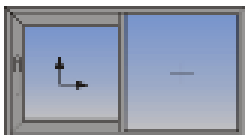
Double L&S sash




Four L&S sash meeting stile



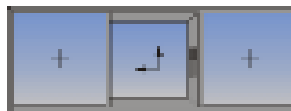
Triple L & S sash




Single L&S sash with fixed



Two L&S sashes with fixed



Single L&S sash with two fixed



Double L&S sash with meeting stile & two fixed



Rr. PRUSH, VAQARR  
TIRANA, ALBANIA  
MOB: +355(0)692091900  
Email: [info@windowtech.al](mailto:info@windowtech.al)  
[www.windowtech.it](http://www.windowtech.it)